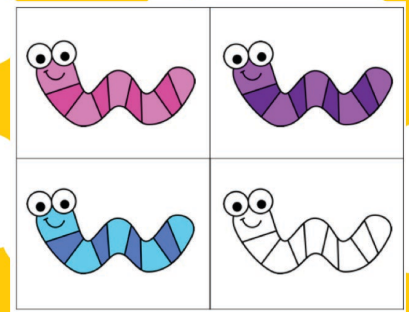


# Yaz Etkinlikleri Klasörü

Translated by Tohum Autism Foundation R&D Team

**AUTISM**  
LITTLE LEARNERS







# Etkinlik Klasörü Oluşturma Talimatları



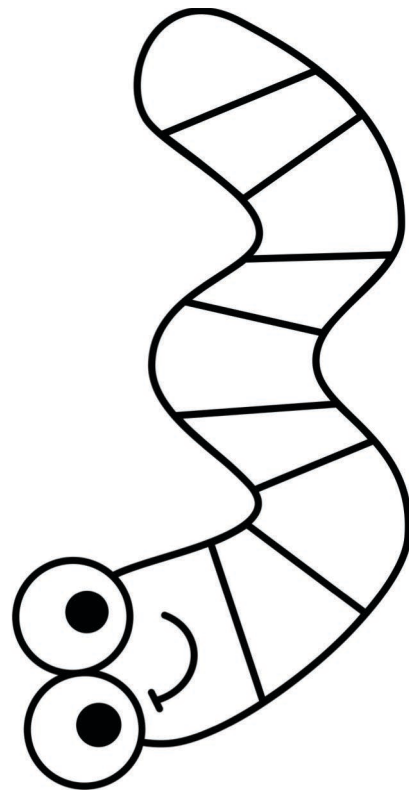

Her sayfadan iki adet çıktı alınız. Aldığınız çıktıların bir kopyasını kesiniz. Çizgilerden kesebileceğiniz gibi görsellerin çevre çizgilerinden kesim yapmayı tercih edebilirsiniz. Kestiğiniz resimleri bir dosya üzerine yapıştırınız. Ardından bu klasörü ve resimleri lamine kaplama yapınız. Son aşamada ise resimleri resimler üzerine yapıştırmak için cırt bantlar kullanınız.



**İPUÇLARI:** Materyali hazırlarken öğrencinizin/çocuğunuzun kaç resmi ayırt edebileceğini düşününüz. Çocuğunuz ya da öğrenciniz okuyabiliyorsa resimlere metinler ekleyebilirsiniz.

Örnekler











Graphic Credit:









Graphic Credit:



**Background:**

Border: [Lovin Lit](#)

[www.teacherspayteachers.com/Store/Lovin-Lit](http://www.teacherspayteachers.com/Store/Lovin-Lit)



**Font:**


[http://www.teacherspayteachers.com/Store/](http://www.teacherspayteachers.com/Store/Kimberly-Geswein-Fonts)


[Kimberly-Geswein-Fonts](#)



















Graphic Credit:









Graphic Credit:





# Autism Little Learners

Tara Tichel, M.S., CCC-SLP

Copyright © 2019



Bu materyal ücretsizdir. Bu materyali kredi vermek koşuluyla istediğiniz gibi dağıtma, kopyalama ve kullanma izni verilmektedir. Bunun için Autism Little



Learners ya da Tara Tichel'le kredi paylaşabilir ya da web sitesini referans verebilirsiniz:

[www.autismlittlelearners.com](http://www.autismlittlelearners.com)



Bu etkinliği mağazamızdan satın aldığınız için teşekkür ederiz! Umarım bu materyalleri sınıfımda olduğu kadar faydalı bulursunuz. Yeni eklenen ürünler için bizi tekrar ziyaret etmeyi unutmayın!



## Credits

This activity was created using Graphics From The Pond, Teacher's Clipart, Educlips and Rebecca B Designs.

